

Behaviour Policy and Guidance

Signed on behalf of the Governing Body

-----Date-----

Review Date; December 2025

Next Review Date; December 2026

Produced by;



Links to other policies

This policy is supported by our Home School Agreement
This policy also links to the 'Suspensions and Exclusions' Policy, the 'Physical Intervention and Restraint' Policy and the 'Anti-Bullying Policy and Charter'

Notes

The development of this policy is underpinned by training with NYCC Virtual School.

North Yorkshire County Council



Attachment Aware School

Philosophy

The Governing Body and staff at Pickering Community Infant and Nursery School believe that a safe, calm and positive environment are crucial in supporting our children to develop the behaviour and attitudes that are essential for learning. Our behaviour policy is rooted within our school motto 'Learning, caring, sharing' where we start with developing safe, trusting, respectful and supportive relationships.

Staff and other adults in school model the behaviour and attitudes that we expect towards all staff, children and parents and establish clear routines and expectations. Behaviour that does not meet the expectations should be addressed by establishing the reason for and the consequence of the behaviour, including the impact their actions may have on others. All children and adults will need varying levels of support to do this and our staff will work empathetically with each individual when doing this. The language used and the manner in which we speak to those involved will demonstrate, to all involved, that behaviour is a way of communicating.

Aims

- To ensure that there is a consistency of approach by all staff, including a common language for supporting children with their behaviour and regulation.
- To provide clear guidelines to be followed by all adults in school, which reflect our school aims and ethos.
- To take a non-judgemental, curious and empathetic approach towards behaviour, encouraging all adults to respond in a way that focuses on the feelings and emotions that drive certain behaviour, rather than the behaviour itself.
- To teach moral values and social behaviour including empathy, feelings, manners and respect as part of the curriculum.
- To promote and celebrate high standards of behaviour.
- To provide a compassionate learning environment where children feel safe and are respected.
- To recognise that children will usually demonstrate appropriate behaviour if the teaching and learning experiences they have are well matched to their needs. We therefore, work hard to provide learning opportunities that are carefully matched to children's needs.
- To work in partnership with parents and carers including to establish appropriate support for all children.
- To support children in reflecting on the impact of their actions.
- To teach children that meeting expectations of behaviour are important for learning and that not meeting these expectations can have a negative impact on their and other children's learning.

Expectations


It is important to have high expectations for our children while recognising some children have specific needs. The following expectations cover all times of the school day and where children are representing the school out of hours or off site. Our motto 'Learning, caring, sharing' is the basis of these expectations, which are;

- ❖ **Be respectful**
- ❖ **Be kind and helpful**
- ❖ **Be the best you**

These expectations are taught to the children throughout the school year and are referred to on a daily basis to support children in understanding the expectations in our school. Developing this understanding is done in a wide range of ways. Whole school assemblies centre around personal values, including resilience, kindness, patience and respect as well as the British values of democracy, individual liberty, mutual respect and tolerance and the rule of law. Our comprehensive PSHCE/PSED curriculum covers a wide range of areas which support understanding relating to behaviour including relationships, emotional health and well-being, healthy lifestyles and citizenship. This includes understanding bullying and cyber bullying. Annual events bring a specific focus to some aspects relating to our expectations including Friendship and Anti-Bullying Week. Our Forest School curriculum supports teaching and learning of key competencies, which focus on self-awareness, self-management and relationships, which also support the five ways to well-being; Connect; Be active; Take notice; Learn; Give.

Clear and consistent routines are taught and embedded in classrooms, around the school and in the wider community.

We work together to support the school community in understanding that being 'fair' is not about everyone getting the same (equality) but it is about everyone getting what they need (equity).



We use an emotion coaching approach to behaviour regulation which encourages children to learn how to manage their own behaviour.

It is everyone's responsibility to challenge inappropriate behaviour and to provide support for children where these expectations are not met but equally to comment positively when they are.

Celebrating Meeting Expectations

In Nursery, celebrations of meeting expectations are done at the time through verbal recognition and, at times, using stickers.

From Reception, each class has an eight-step chart to celebrate children meeting behaviour expectations. At the end of the eight steps, children are awarded a certificate,

one for each colour of the rainbow. Once the child reaches their blue certificate, they are also awarded a book along with their certificate which we aim to present during a school assembly. Certificates are presented by;

Red – Class Teacher

Yellow – Head Teacher

Pink – Class Teacher

Green – Head Teacher

Orange – Class Teacher

Purple – Head Teacher

Blue – Class Teacher

Rainbow Award Book – Head Teacher

In addition, all class teachers (from Nursery to Year Two) award two certificates to children during weekly celebrations assemblies for specific examples of meeting or making progress towards our behaviour expectations.

All staff, from Nursery through to Year Two, use verbal praise, stickers, stampers and class rewards as school wide ways of celebrating meeting the school expectations.

In Years One and Two, children will have a thirty-minute period every Friday, usually in the afternoon, where children choose either individually or as a class, activities to do as a link to their positive behaviour from the week. Children who have found managing their behaviour challenging during the week and have persistently been supported at stage two (see below) or have been supported at stage three or beyond (see below), they will have some planning time with an adult to support them in planning for ways to better meet the expectations in the following week.

Responses to not meeting expectations

Stage One

The first step would always be to remind children of the Expectations and explain why their behaviour is not meeting that expectation, why that is inappropriate and what we expect to see instead. This should be done privately wherever possible.

Stage Two

If a child continues to demonstrate the same inappropriate behaviour, the member of staff, or other adult, will highlight again the behaviour to the child and clarify the expectation with them. They may offer some further support, privately wherever possible, by saying, “Are you okay X? Do you need anything?”.

If this continues, one or more of the following strategies will also be used.

- Additional adult support
- Wondering statement – “X, I’m wondering if sitting too close to Y is making it difficult for you to concentrate on your work. Come and sit here where I can help you.”
- Redirection – “X, please could you go to the office to see if I could have some more xxx.”

Stage Three

At times, after using the above approaches and as a result of discussions with those involved in an incident, consequences are appropriate. These should be related and proportionate to the impact of an incident. Examples of this would include;

- where a child has made a mess, they would tidy up.
- where an incident has occurred at playtime, the child may be asked to walk with the member of staff on duty to have some time to calm down and reflect.
- if a child does not engage with their learning in class, they would be asked to complete their learning at a time when they are calmer.
- if a child has hurt another child through their actions, the child would be asked to show that they are sorry in any form including verbally, in writing, through a picture or an action. We equally know that, for some children who have experienced trauma, they may not understand this process as they may have suffered significant harm without any acknowledgment of this or apology for what has happened to

them. For some children, they are still learning to deal with their own emotions and are not able to understand the impact of actions yet on others. Therefore, a child will not be forced to apologise but will be supported to understand the purpose of this and will be encouraged to say sorry.

At any point, it may become clear that a child has reached a level where they need some time away from the situation in order for them to calm and to regulate their emotions. This can be done in one, or more, of the following ways.

- ❖ Time to calm and then reflect in an area of the classroom that has been agreed with the child, where possible
- ❖ Time to calm and then reflect in another classroom
- ❖ Time to calm and then reflect with a Senior Leader away from classrooms

The aim of this is to give children time away from a situation that is increasing stress or anxiety or is heightening other emotions, in order to calm. For any children who regularly require additional support to manage their emotions and self-regulate, the area and strategies to support that individual will be included in their positive behaviour plan. For other children, staff may want to use tasks taught to their classes that support self-regulation and calming in line with our work on well-being.

If a child is requiring significant support in the lesson and the teacher is unable to effectively continue the learning for the class, another adult must be called for and this will usually be a member of SLT. It is not the responsibility of the member of SLT to deal with the behaviour in isolation but they will work alongside colleagues to support, guide and model a unified consistency to children.

Reflection

Following instances where children have found managing their behaviour challenging, staff will reflect with them using an emotion coaching approach. We use the following five steps
Step 1: Recognising, empathising, soothing to calm ('I can tell that something has happened. I am here to help.')

Step 2: Normalising, validating the feelings, labelling the feeling and, if possible, locating in the body ('This is what I think is happening, do you agree? For example, When you were shouting and swearing I think that you were feeling angry. Is that right? When I feel angry I feel hot right in the core of my body, like I want to explode. Can you tell me how it feels for you?')

Step 3: Setting limits on behaviour ('We can't continue to do ___ as it is not safe.')

Step 4: Problem-solving with the child ('We can sort this out by ___' / How do you think this could be resolved?')

Step 5: Repair and reaffirm relationships, reflect on strengths ('The behaviour that we saw this morning was not ok. Yesterday, you did a great job using your ___ to help you calm and I can help you with that again if you need me to.' Some children may also need that reassurance that the behaviour was not ok but that you still like them and that you welcome them as part of the class).

For some children, at the time of the incident may not be the most appropriate time to do this. The child may need some time to calm before they can engage with this process. This should take place though as soon after the event as is possible.

Monitoring Behaviour

All staff working in school are expected to keep a record of behaviour of children in class. Each class will have a record of progress towards rainbow certificates, recording the date where each is achieved and making note of any areas where children are consistently going above and beyond the school expectations. Staff are encouraged to use these notes to help as part of their selection for celebration assembly certificates but also for phone calls home to share with families. Each class will also have a weekly record of any instances of step two and three support. These will be collected in at the end of every

week to support SLT in looking at patterns and ensuring that colleagues can be supported in putting help in place at the earliest opportunity.

Serious or Repeated Incidents

Serious behaviours should be reported directly to the Head Teacher, including through a written record on our electronic system CPOMS. Repeated difficulties with behaviour will also be picked up through the monitoring system described above. A decision about how to deal with this in a way that is appropriate to the individual child and their age and stage of development can then be made. This will include discussions with parents and carers and, wherever possible and appropriate, the child.

The most commonly used structure will include creating an individual positive behaviour plan for the individual child. An example is shown in Appendix One. This includes details of what prosocial behaviour, anxiety behaviour and crisis behaviour look and feel like for the individual child. It also details the actions that will support the child at each stage. A behaviour mentor may be assigned to individual children to reflect on and celebrate successes in line with their positive behaviour plan.

Where appropriate, a risk assessment may also be needed alongside the Positive Behaviour Plan.

Meeting Individual Needs

Our children are socially and emotionally developing and may not yet have the skills needed to regulate themselves in the classroom or around school like others might. Children may need additional support to recognise how they and others are feeling when they behave in a way not in line with our expectations. All children will be supported to make changes to their behaviours, learn how to regulate themselves and, recognise that all actions have consequences and that they must take responsibility for those actions. A child's Special Educational Need or Disability will be taken into account and children will not be disadvantaged because of this.

In some circumstances, it may be necessary to use individualised measures to support children in developing appropriate behaviours. These arrangements will be made in consultation with classroom staff, parents and the SENDCo and/or Head Teacher. Where appropriate, we make every effort to involve the child in some of the decisions around creating individualised support measures, as described above. Additional support will also be discussed between classroom staff, parents and the SENDCo and/or Head Teacher to address any learning, social or emotional needs that are causing the difficulties. Other supportive agencies may also be involved, in agreement with all parties.

Language Guidance

We know that, 'Thinking of a child as behaving badly disposes you to think of punishment. Thinking of a child as struggling to handle something difficult encourages you to help them through their distress.' The language used in school about behaviour reflects our understanding of this and should always focus on the behaviour and the impact and not the child. This difference is hugely significant and examples of this are shown below. The green text gives a specific example of appropriate language and red text gives a specific example of inappropriate language related to each section explained through the black text. Our aim is to try to avoid using language classed as 'inappropriate language' as much as possible and, instead, use the 'appropriate language' as much as possible.

<u>Appropriate language</u>	<u>Inappropriate language</u>
<p>Explain the impact of any inappropriate behaviour.</p> <p>Hitting other children is not something that we expect. It hurts and upsets the person who has been hit.</p> <p>Biting is not ok. It will hurt that person.</p>	<p>Do not label the child in a negative way. Focus on the impact of their behaviour bearing in mind that their behaviour could be an unconscious response, for example, to a situation that is stressful for them.</p> <p>Hitting is naughty</p> <p>You are naughty for biting X</p>
<p>Where children demonstrate inappropriate behaviour this is a way of communicating with those around them. They may be showing they are distressed and need support, they may also be showing you that they don't understand what they are expected to do. This behaviour is therefore unlikely to be a conscious, pre-meditated choice and we therefore do not use the word choice.</p> <p>I want you to think about the behaviour that you are showing and think about what we expect you to do.</p>	<p>You have made the wrong choice by kicking me.</p> <p>I want you to think about the behaviour that you are showing and make the right choice.</p>
<p>Always use positive language that reinforces our expectations.</p> <p>We expect you to use a gentle voice when talking to others.</p> <p>We expect you to walk in school to keep yourself and everyone else safe.</p>	<p>Avoid using the word related to behaviour that you want children to avoid as, if children are struggling to regulate, they may only hear a few (if any) of the words that you are saying. We do not want the one word they hear to be a reinforcement of what we don't want them to do.</p> <p>Don't shout at your friend.</p> <p>Don't run in school.</p>
<p>Be specific when referring to expectations being met.</p> <p>I am really proud that you have remembered to use your quiet voice in the hall when talking to your friends today.</p>	<p>Avoid highlighting past behaviours which did not meet expectations as this could either shame the child or reinforce negative behaviours.</p> <p>I like the way that you're sitting today. This is much better than when you were swinging on your chair yesterday.</p>
<p>Remain solution focused.</p> <p>What was happening when you...?</p> <p>What were you thinking when...?</p>	<p>Avoid asking why children behaved in a certain way. Depending on development, children may not understand this type of question and it is also seen to be very accusatory.</p> <p>Why did you throw that stone?</p> <p>Why did you shout in X's face?</p>

<p>The language used throughout school on a daily basis should consistently and positively reinforce our expectations.</p> <p>We play on the playground where the grown-ups can see you and the playground space is from here all the way along here, round here and up to there.</p> <p>The toaster is warm so I'm going to move it over here so that it's out of the way and no-one will burn their fingers.</p>	<p>The language should avoid creating temptation or challenge</p> <p>We don't play behind the shed and we don't go down this path to the gate.</p> <p>Don't touch that.</p>
<p>In some circumstances, a child may be struggling to hear and listen to what you are saying. This could be because they are in a heightened state or because communication and language are challenging for them. Using reduced and clear language will be necessary.</p>	
<p>Stop followed by their name</p> <p>No followed by their name</p>	<p>Any of the above examples, would not be appropriate initially in this situation.</p>
<p>When reflecting with children at a calm point as soon as possible after an event, children will likely need a lot of modelling and support with this process initially and for our children who are not as aware of their own feelings as their peers. We cannot tell children how they are feeling but can be professionally curious in helping them identify and name their emotions. We also do not put our own emotions onto the child.</p>	
<p>When you ran off from the classroom I wonder if you may have been feeling overwhelmed, like things were too much for you to cope with. What do you think?</p> <p>When you hit me, it hurt and that's not ok.</p>	<p>When you ran off from the classroom you were overwhelmed.</p> <p>When you hit me, I felt sad.</p>

Staff

All staff and adults in school and in the classroom know and care about the children. This is at the heart of maintaining our positive and respectful school culture. Staff and adults model expected behaviour and attitudes towards all staff, children and parents and set clear routines and expectations.

They create an environment where children feel safe because they know that inappropriate behaviours, including bullying, are not accepted and are dealt with quickly, consistently and effectively.

They deliver a well-planned and exciting curriculum which helps to develop positive attitudes to learning. All staff and adults help to motivate children through their own enthusiasm and professional approach.

Staff are encouraged to take time to reflect on their own well-being and responses to stress and, where necessary, to seek help and advice through staff support networks both in and out of school. Where staff have dealt with challenging behaviour in classrooms or around school, they may need time to self-regulate too and can be given time for this by contacting a member of SLT.

Staff are trained to understand that attachment, trauma, loss or separation can have a significant impact on children and know how to offer support or where to find it. They are offered opportunities to consider the effects of stress on development, learning and relationships so that they are better able to recognise and respond to them. They are also offered training around the impact on themselves when offering support to children.

Suspensions and Exclusions

In rare and extreme cases, the Head Teacher has the authority to suspend or permanently exclude a child, in response to repeated serious breaches of the behaviour policy, for causing a serious injury to someone else on the school site or for repeated behaviour which significantly disrupts their learning and the learning of others. The purpose of suspensions is to give the school time to explore the incident and to review and adapt provision to meet the child's needs.

The Governing body, following the exclusion procedures, will be involved in any permanent exclusion. (Please see the 'Suspensions and Exclusions Policy' for further information).

Restraint and Physical Intervention

The school has due regard to the DfE guidance '*Use of Reasonable Force*' July 2013 and the LA Guidance September 2014. At Pickering Infant and Nursery School we endeavour to ensure that all children and adults are safe. We aim to avoid the need for physical intervention or restraint and regard this as a last resort. Further details of this can be found in our Physical Intervention and Restraint Policy.

Confiscation of Inappropriate Items and Screening and Searching

Taken from the 'Searching, Screening and Confiscation - Advice for schools (September 2022)', headteachers and staff they authorise have a statutory power to search a pupil or their possessions where they have reasonable grounds to suspect that the child may have a prohibited item as listed. At Pickering Community Infant and Nursery School, staff may confiscate items that are of high value, deemed inappropriate, are against the school policies or are causing an issue. Where the item is not listed, the teacher should use their discretion, whether the item is returned to the child or to the parent or guardian but items listed below would be returned only to a responsible adult. Items returned to the child should usually be returned no later than the end of that school day. If the item needs collecting by a responsible adult, the teacher should ensure that they are made aware that an item has been confiscated – either through the child or via text/phone call; where the item is of high value or deemed inappropriate, contact should be made directly with the parent or carer.

Staff should always ask children first to hand over any items that they are concerned about. Under common law, school staff have the power to search a child for any item if the child agrees. The member of staff should ensure the child understanding the reason for the search and how it will be conducted so that their agreement is informed. Only the headteacher, or a member of staff authorised by the headteacher, can carry out a search. The headteacher can authorise individual members of staff to search for specific items.

Staff have the power to search without consent for "prohibited items" though including:

- knives and weapons
- alcohol
- illegal drugs
- stolen items
- tobacco and cigarette papers
- fireworks
- pornographic images
- any article that has been or is likely to be used to commit an offence, cause personal injury or damage to property;


Children are not permitted to bring mobile phones to school. Staff must be mindful that mobile phones belonging to children or adults may contain data which relates to an offence, or may cause harm to another person. This includes, but is not limited to, indecent


images of children, pornography, abusive messages, images or videos, or evidence related to suspected criminal behaviour. If a member of staff suspects that they may find or be shown an indecent image of a child (sometimes known as nude or semi-nude images) the member of staff should never intentionally view the image, and must never copy, print, share, store or save such images. When an incident might involve an indecent image, the member of staff should confiscate the device and refer the matter to the DSL who will advise on the school's response.

Appendix One – Positive Behaviour Plan

XXX's Positive Behaviour Plan

Triggers – someone taking something that he perceives as his, wanting to be in control, being stopped or someone asking me to move on, waiting my turn, being asked to do something that I don't want to do.

Looks like...	Feels like...	Actions
<p>(Crisis Behaviour)</p>  <p>furious</p> <p>Grabs, pushes, snatches, screams, hits</p>	<p>I have lost control of how I am feeling.</p> <p>I am very hot and upset</p> <p>I have released my frustration. I don't like to feel like this!</p> <p>I don't always know how to regulate myself.</p>	<p>Any verbal interaction must be in a calm voice – no raised or firm voices at the time of crisis</p> <p>Use conflict script; Use child's name Say, 'I can tell that something has happened' Say, 'I am here to help' Say, 'Talk and I will listen' If needed, 'Come with me and...'</p> <p>If conflict script doesn't work, try a distraction, using, 'I wonder...' or encourage me to go outside / use the Feeling Tree room</p> <p>If needed, move other children to another safe area Talk across me or engage me in conversations about my family, my cats or science when I am starting to calm</p> <p>I need some time and space to fully calm</p> <p>Once calm, talk about the emotion I have experienced and how it made my body feel using the body book / drawing around the body / puppet. I prefer you to do this in the third person</p>
<p>(Anxiety Behaviour)</p> <p>Crying, throwing myself on the floor, refusing, walking away, ignoring</p>	<p>I get upset and either cry or squeal</p> <p>I throw things or sit under the table</p> <p>I don't want to be involved so will move away from you</p> <p>I will ignore you</p> <p>I will throw myself on the floor</p>	<p>Minimise the amount of attention given to me</p> <p>Use minimal words because I do not understand long sentences yet</p> <p>Distract me with another task, by talking about my interests or by talking to someone across me</p> <p>Be firm with me when you need to. Use, 'I have said no and the answer is not going to change' Repeat for me as many times as I need to hear this. Always use a calm voice</p> <p>Ask me to do something without words. Model and show me rather than asking me</p> <p>Try a change of face so that I have time to regulate and think about what I am doing / how I am feeling</p> <p>Move other children away from me saying 'Oh dear xxx I can see that x (what has happened, eg, you have been poked). That's not ok. Why don't you move to come and sit here with me'</p> <p>The adult will positively praise those who are doing the right thing around me to help me understand what they want me to do – 'Wow xxx! You are doing an amazing job of sitting still and looking at me'</p> <p>Remind me of what you are expecting then move away from me</p> <p>Prepare me for transition times. Help me understand what will change and why, and what will stay the same</p> <p>Encourage me to take a break or do something new through a</p>

		competition or game Remind me of what is happening 'now' and 'next' or 'soon'
<p>(Prosocial Behaviour)</p>  <p>calm</p> <p>Smiley child, happy to 'go with the flow' and participates in activities and lessons</p>	<p>I feel comfortable</p> <p>I am confident to try things for myself</p> <p>I am caring towards my friends</p>	<p>Avoid 'demand vocabulary.' Do not say 'stop', 'no', 'you can't' etc.' Use indirect script below or change the instruction into a game: <i>I wonder if we can... Let's see if we can make something... I can't see how to make this right... Shall we see if we can beat the clock... Maybe we could investigate... Who do you want to help us today? Do you think... How about...</i></p> <p>Reward me verbally by being clear what you are pleased with, paying particular attention to me avoiding my triggers – 'I am really pleased/proud that you have...'</p> <p>Give me warning of time for stopping or for changes – 'In xx minutes time, it is tidy up time. This is what will happen when we go inside' Ensure that I am able to transition before the rest of my class. I like to have a timer just before tidy up time.</p> <p>Encourage me to communicate my needs, using widgets, a visual timetable and a Now and Next board</p> <p>Let me choose something 'less distracting' from my busy box when I need to listen on the carpet</p> <p>On the carpet, an adult might sit with me to reinforce what the teacher is saying and to offer lots of praise about actions I am doing correctly</p> <p>Use your words, tone and actions to show me that you care</p> <p>Keep my hands busy during tidy up time and when I am waiting for my turn. If you can turn the time I am required to wait / do something into a game that would help</p> <p>Give me time to make a decision. I may look like I am going to refuse but I may change my mind if you give me some time</p>