

HELPING YOUR CHILD WITH HANDWRITING

What the letters should look like

THE BRIDGE FAMILY

We have been learning how to correctly form the letters in the bridge family.

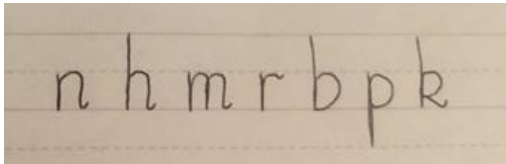
The letters in the bridge family are:
n, h, m, r, b, p, k

The bridge family begin with a vertical down stroke, followed by a vertical up stroke, then have a diagonal movement to the right, which begins mid-way between the broken and solid line.


m and n have narrow 'bridges'

What the letters should look like


We show the children what it should look like and break the letter into parts.



How to form n




How to form p




The letter p is a tail letter so starts at the broken line and reaches down to the next broken line.


How to form m




How to form r




How to form h



How to form b



How to form k



The letters h, b and k are tall letters so start at the top solid line.